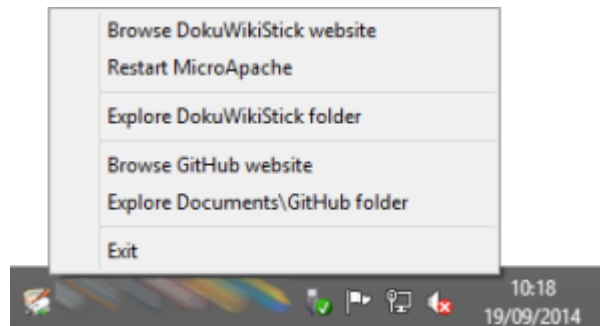


[dokuwiki](#), [usb](#), [apache](#), [autoit](#)

This [AutoIt](#) script launches DokuWikiStick and opens the web page as the bundled run .bat script does but MicroApache is automatically minimized and a systray icon gives access to the following menu :

- open the wiki in default browser
- restart MicroApache
- open DokuWikiStick folder in Windows Explorer
- if a GitHub folder exists in your Documents folder, the menu is expanded with the following functions :
open github.com and explore Documents\GitHub folder
- exit (kill MicroApache and exit from the script).



Here comes the source :

[DokuWikiStick.au3](#)

```
#Region ;**** Directives created by AutoIt3Wrapper_GUI ****
#AutoIt3Wrapper_Icon=DokuWikiStickGeekitude.ico
#AutoIt3Wrapper_Res_requestedExecutionLevel=asInvoker
#EndRegion ;**** Directives created by AutoIt3Wrapper_GUI ****

#include <Constants.au3>
#include <WindowsConstants.au3>

Opt("TrayAutoPause", 0)
Opt("TrayMenuMode", 3)

TraySetToolTip ("DokuWikiStick")

If FileExists(@ScriptDir & "\server\mapache.exe") Then
    TrayTip("DokuWikiStick", "Starting MicroApache...", 2, 2)
    FileChangeDir (@ScriptDir & "\server")
    Run("mapache.exe", "", @SW_MINIMIZE)
    ShellExecute("http://localhost:8800/doku.php")
    Menu()
Else
    MsgBox(16, "Error", "Missing \server\mapache.exe")
    Exit
EndIf

Func Menu()
    Local $idBrowseDWS = TrayCreateItem("Browse DokuWikiStick website")
    Local $idRestart = TrayCreateItem("Restart MicroApache")
    Local $idExploreDWS = TrayCreateItem("Explore DokuWikiStick
```



```

folder")
  If FileExists(@MyDocumentsDir & "\GitHub") Then
    TrayCreateItem("")
    Local $idBrowseGH = TrayCreateItem("Browse GitHub website")
    Local $idExploreGH = TrayCreateItem("Explore Documents\GitHub
folder")
  EndIf
  TrayCreateItem("")
  Local $idExit = TrayCreateItem("Exit")
  While 1
    Switch TrayGetMsg()
      Case $idBrowseDWS
        ShellExecute("http://localhost:8800/doku.php")
      Case $idRestart
        TrayTip("DokuWikiStick", "Restarting MicroApache...",
2, 2)
        Run("ApacheKill.exe")
        Sleep(1000)
        Run("mapache.exe")
      Case $idExploreDWS
        ShellExecute(@ScriptDir)
      Case $idBrowseGH
        ShellExecute("https://github.com")
      Case $idExploreGH
        ShellExecute(@MyDocumentsDir & "\GitHub")
      Case $idExit
        KillApache()
    EndSwitch
  WEnd
EndFunc

Func KillApache()
  TrayTip("DokuWikiStick", "Killing MicroApache...", 2, 2)
  Run("ApacheKill.exe")
  Sleep(1000)
  Exit
EndFunc

```

This file (DokuWikiStick.au3) has to be compiled with the following procedure :

- Got to that page: <https://www.autoitscript.com/site/autoit/downloads/>
- Download and install AutoIt Full Installation (choose Edit when the install asks what to do when opening au3 files)
- Download and install AutoIt Script Editor
- Download the script source file (DokuWikiStick.au3) and one of these icons :  (based on an image from [Andreas Gohr's blog](#) or  (wich I made from [this clipart](#))
- Open DokuWikiStick.au3 in AutoIt Script Editor
- In [Tools] menu, select [Compile]
- Make sure the icon you want is selected
- Click Compile Script

You can also download the exe file [here](#).

From:

<http://wiki.geekitude.fr/> - **Geekitude**

Permanent link:

http://wiki.geekitude.fr/en/info/doku/dokuwikistick_systray

Last update: **2018/05/03 11:10**

